
































ANTHEM®

PANTONE® REFERENCE

Reference nr.	Colour name	Colour	 Pantone®	 C	 M	 Y	 K	 R	 G	 B
001	Ash Grey		427 C	14	8	4	0	208	211	212
002	Black		BLACK	0	0	0	100	0	0	0
003	Black Marl		426 C	81	67	55	83	37	40	42
004	Burgundy		7644 C	39	87	29	58	88	45	64
005	Charcoal		425 C	63	51	45	33	84	88	89
006	Dark Grey Marl		425 C	63	51	45	33	84	88	89
007	Desert Sand		480 C	14	29	34	3	198	169	146
008	Forest Green		5605 C	78	35	74	78	34	55	43
009	Grey Marl		COOL GREY 7C	38	29	24	5	151	153	155
010	Hot Pink		RUBINE RED C	0	100	24	4	206	0	88
011	Kelly Green		7724 C	81	3	64	10	0	150	108
012	Light Blue		644 C	38	15	0	0	155	184	211
013	Navy		533 C	94	73	5	69	32	42	68
014	Navy Marl		4139 C	70	53	29	31	79	90	107
015	Orange		1505 C	0	64	100	0	255	105	0
016	Oxford Navy		5255 C	100	94	0	78	30	26	52
017	Pink		699 C	0	25	4	0	244	195	204
018	Purple		2695 C	89	100	0	58	46	26	71
019	Red		186 C	0	100	80	5	200	16	46
020	Royal		4153 C	98	67	0	13	26	78	138
021	Sapphire		2185 C	96	24	3	16	0	118	165
022	White		WHITE	0	0	0	0	255	255	255
023	Yellow		109 C	0	5	100	0	255	209	0